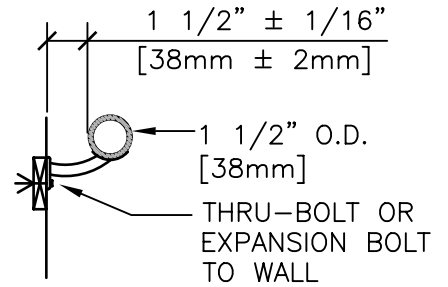
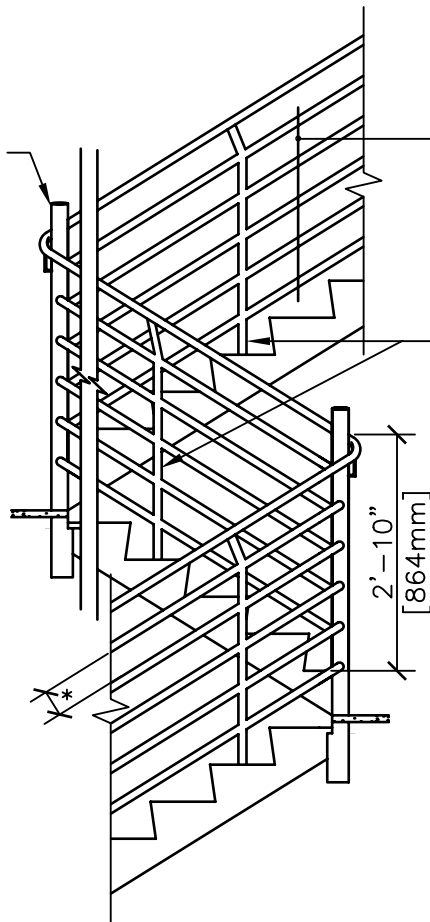


4"x4"  
[102x102mm]  
NEWEL POST  
EACH LANDING

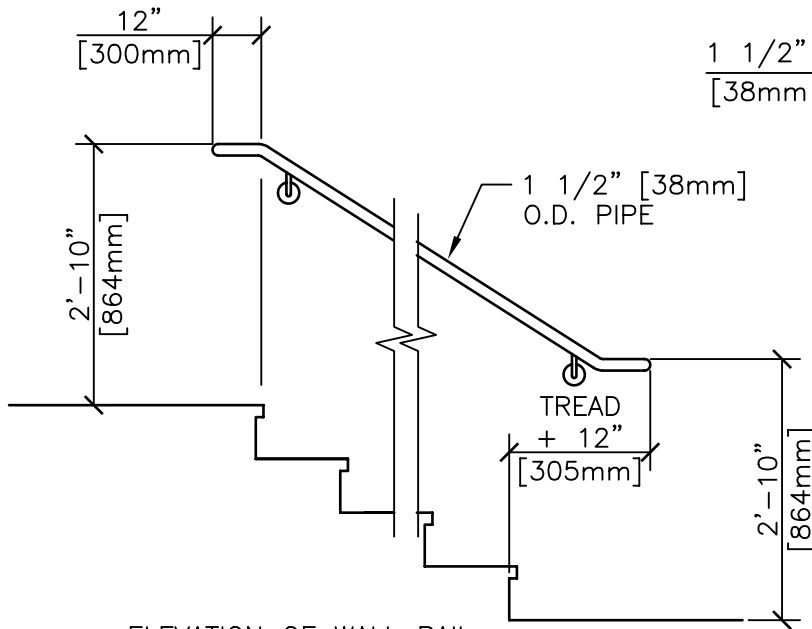
6 EQUAL SPACES  
3.9" [99mm]  
APART (REJECT 4"  
DIA. SPHERE)

1 1/2" [38mm] O.D.  
PIPE

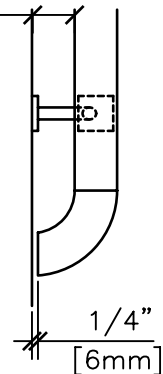


SECTION AT LANDINGS

SECTION THROUGH WALL RAIL




1 1/2" ± 1/16"  
[38mm ± 2mm]



PLAN VIEW

ELEVATION OF WALL RAIL



# EXIT STAIR DETAILS

NTS



Department of  
Veterans Affairs

DETAIL TITLE / EXIT STAIR DETAILS

SCALE : NONE

DATE ISSUED: DECEMBER 2008

CAD DETAIL NO.: SD055100-01.DWG

ALL BOLTED CONNECTIONS

1/8" [3mm] MET. BENT PLATES SECURED TO STRUCTURE

TWO SPECIAL STEEL CHANNEL BRACES EA. @ 30° TO 45° ANGLE

SPECIAL MET. CHANNEL BRACE EA. END - INSTALL TO CLEAR DUCTS, PIPES, CONDUITS CEILING SUS. SYSTEM.

1/8" [3mm] STEEL BENT PLATES  
STEEL SHIMS  
CLOSE ENDS OF BOTTOM CHANNEL

FINISHED ROOM CEILING

1 5/8" WIDEx4" LONGx1/4" THICK [41x102x6mm] ADJUST. MET. PLATE DRILLED FOR TWO CLAMP BOLTS

1/4" [6mm] S.S. EYE BOLT WITH APPROX. 1" [25mm] HOLE WELD TO METAL CHANNEL

METAL CHAIN(S), SNAP HOOKS BARS, ARE V V.

3/4" [19mm]

SPECIAL METAL CHANNELS BACK TO BACK

SPECIAL CLAMP BOLTS

SNAP HOOK PEARL SHAPED

2'-0" [610mm]

UNLESS OTHERWISE REQ'D

ELEVATION

SPECIAL CLAMP BOLTS

30°-45°

SPECIAL CLAMP BOLT

VARIES AS REQ'D.

SHIMS

3 1/4" [83mm]

SPECIAL 1 5/8" [41mm] METAL CHANNELS BACK TO BACK

COIL SPRINGS

METAL PLATE

SPECIAL CLAMP BOLT

EYE BOLT

FIN. CEILING

CEILING WALL EDGE ANGLES

# TRAPEZE, EXERCISE BAR AND PATIENT HELPER SUSPENSION DETAIL

#

NTS



Department of Veterans Affairs

DETAIL TITLE / TRAPEZE, EXERCISE BAR & PATIENT HELPER SUSPENSION DETAIL

SCALE :NONE

DATE ISSUED: DECEMBER 2008

CAD DETAIL NO.:

SD055000-01.DWG

FASTEN AT BOTH ENDS  
WITH MIN. 4 TAPPING  
SCREWS.

CUT HORIZONTAL  
FASTENER FROM  
STUD

VERTICAL WALL STUDS  
AT 16" [406mm] OR  
24" [610mm] O.C.

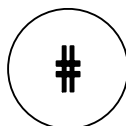
ISOMETRIC

WALL FINISH

GENERAL NOTES:

1. CONTRACTOR SHALL  
COORDINATE LOCATIONS OF  
HORIZONTAL FASTENERS.

PLAN



# ANCHORAGE - GRAB BARS AND CABINETS

NTS



Department of  
Veterans Affairs

DETAIL TITLE / ANCHORAGE - GRAB BARS AND CABINETS

SCALE :NONE

DATE ISSUED: DECEMBER 2008

CAD DETAIL NO.: SD055000-02.DWG