

KEY NOTES

1. MOUNT A5145, HOOK, AT 1372 [4'-6"] AFF. PROVIDE 2-A5145'S FOR NAVY PROJECTS ONLY.
MOUNT 1-A5145 AT 1372 [4'-6"] AFF AND 1-A5145 AT 1524 [5'-0"] AFF.
2. P8710, PLUMBING WALL BOX, WITH COLD AND HOT WATER AND DRAIN, IS OPTIONAL.
3. P8710, PLUMBING WALL BOX, WITH COLD AND HOT WATER AND DRAIN, IS FOR NAVY PROJECTS ONLY. PROVIDE COVER.
4. LENGTH OF E1500, WALL MOUNTED RAIL, TO BE DETERMINED BY MANUFACTURER/INSTALLER.
5. NUMBER OF E0918, SUPPLY LOCKERS, MAY VARY.
6. PROVIDE BOOSTER WATER HEATER AND APPROPRIATE POWER IF REQUIRED.

UTILITY, SCOPE WASH (USCL2)

PRIMARY CARE/FAMILY PRACTICE

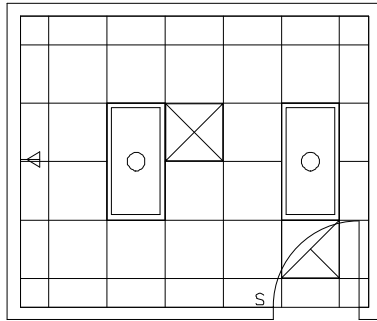
0 1000 2000

FLOOR/EQUIPMENT PLAN 11.15 NSM (120 NSF)



DATE: 07/12/2001

1:50 SCALE (MILLIMETERS)



UTILITY, SCOPE WASH (USCL2)

PRIMARY CARE/FAMILY PRACTICE

CEILING PLAN

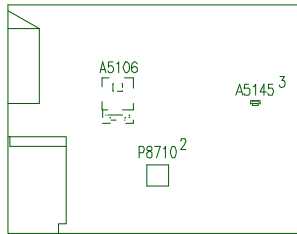
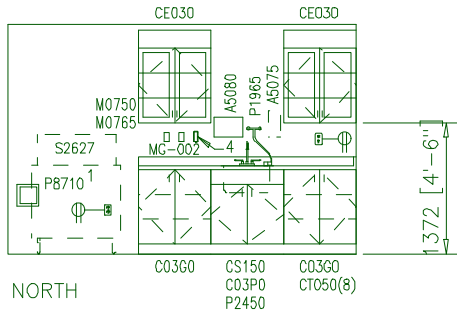
DATE: 07/12/2001

11.15 NSM (120 NSF)

0 1000 2000



1:50 SCALE (MILLIMETERS)



EAST

KEY NOTES

1. P8710, PLUMBING WALL BOX, WITH COLD AND HOT WATER AND DRAIN, IS OPTIONAL.
2. P8710, PLUMBING WALL BOX, WITH COLD AND HOT WATER AND DRAIN, IS FOR NAVY PROJECTS ONLY. PROVIDE COVER.
3. MOUNT A5145, HOOK, AT 1372 [4'-6"] AFF. PROVIDE 2-A5145'S FOR NAVY PROJECTS ONLY. MOUNT 1-A5145 AT 1372 [4'-6"] AFF AND 1-A5145 AT 1524 [5'-0"] AFF.
4. VACUUM SLIDE.

General Notes:

1. For typical equipment mounting heights see "TYPICAL EQUIPMENT MOUNTING HEIGHTS" drawing.
2. MIL-STD-1691 data can only be accessed from the Equipment Plan.

UTILITY, SCOPE WASH (USCL2)

PRIMARY CARE/FAMILY PRACTICE

ELEVATIONS

11.15 NSM (120 NSF)

0 1000 2000



DATE: 07/12/2001

1:50 SCALE (MILLIMETERS)