

IHS Markit new User Validation process

What you need to know


- Each user will need to complete a 1-time validation process under the [new Login Manager](#)
- Access the log in link as you normally do through the WBDG
 - **Step 1:** enter your **email address**. You will need to **click create a new account**
 - **Step 2:** select **I am not a Robot** - an email will be sent to the address provided with an **Activation Code**.
 - **Step 3:** **copy and paste** the code to **Activate** Your Account and **create a password** (then launch product)

What you need to do

- Review the steps outlined below
- Carefully follow the instructions when you receive the email
- To reduce the number of times you need to enter your credentials, select the options to **Save your email** and to **Keep you logged in**
- For more information, please visit or share our [Resource Page](#) for FAQs and a short tutorial
- For Assistance contact IHS Customer Care at **1-800-447-2273**

Please note: You will need to Create a New Account. Here is a preview of the new login page:


Step 1: enter your **corporate email address** and select **Create a New Account**

 IHS Markit

Login

Email

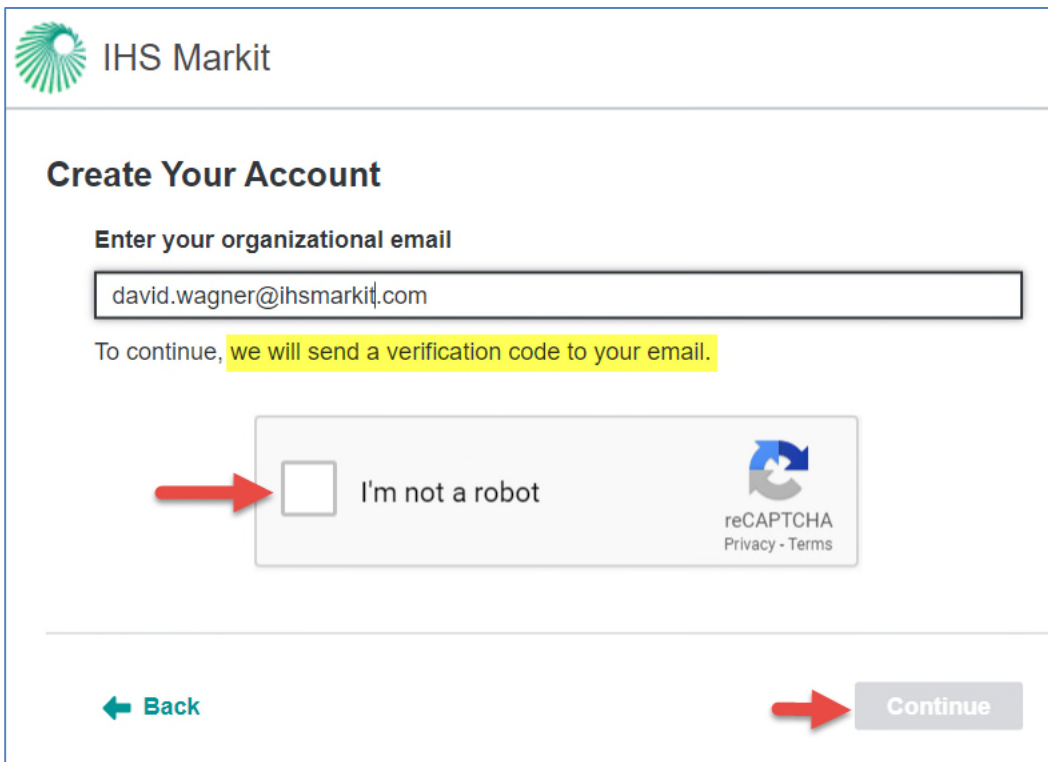
Save email

[Create a New Account](#) 

By logging in, you agree to be bound by the [Terms of Use](#)

Continue

Step 2: Select the **I'm not a robot** check box and click **Continue**



IHS Markit

Create Your Account

Enter your organizational email

david.wagner@ihsmarkit.com

To continue, we will send a verification code to your email.

I'm not a robot

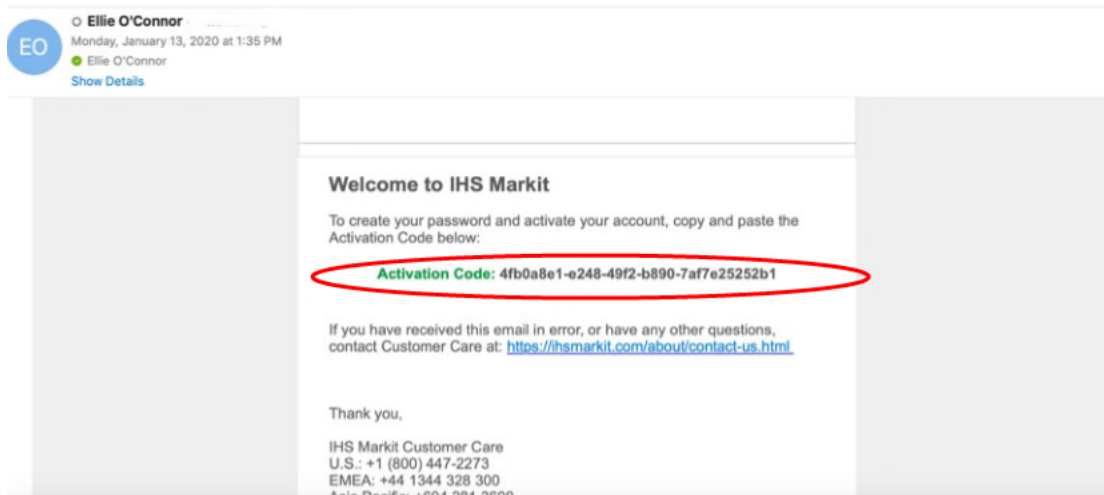
reCAPTCHA
Privacy - Terms

[Back](#) [Continue](#)

Step 3: An email will be sent to the address provided with an **Activation Code**. If the code doesn't arrive, you can click **Resend Code**. If you don't receive the Activation Code, it might be for the following reasons:

- Check the spam or junk folders.
- Your email address could be incorrect.
- There was a problem with email delivery. (uncommon)

Step 4: Copy and paste this code to **Activate** Your Account





Activate Your Account



Activation code sent to **david.wagner@ihs.com**. If you did not receive this email, check your Junk folder.

Activation code

[Resend Code](#)

copy and paste **Activation code**
from the email sent to you

then click **Continue**

[Cancel](#)

Continue

Follow the steps to **Create Your Profile** and set your **Password**.

Launch your **product** from the **IHS Main Menu**

Forgot Password

Step 1: Enter your email address on the login screen. The Forgot Password workflow is only available on the Password entry screen.

Step 2: Select Forgot Password.

Step 3: Select Send Code and an email will be sent with directions to reset your password.

Step 4: Copy and paste the Verification Code from the email.

Step 5: Create a new password. You will be prompted to re-enter your password once it is successfully created.

For more information, please visit or share our [Resource Page](#) for FAQs and a short tutorial. If you have any questions or need help, please contact [IHS Markit Customer Care](#) 1-800-447-2273 (1-800-IHS-CARE)